

INDOOR 2200

Glazing Robot



Max Load
2200 lbs

Vertical
Working Height
14' 5"

Max
Overhead Height
16' 2"





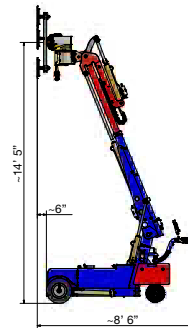
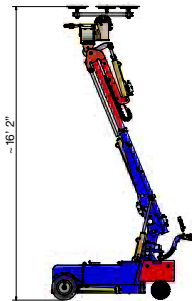
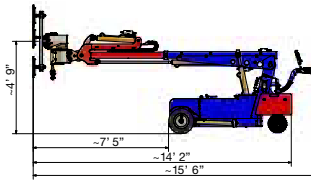
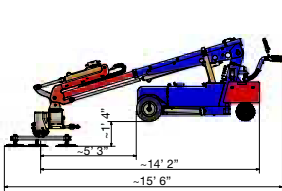
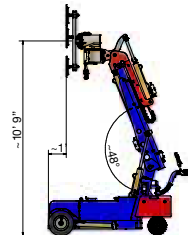
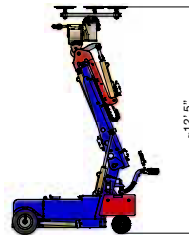
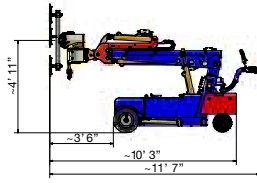
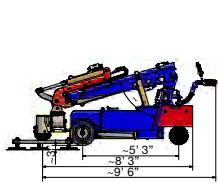
Like its sister model the MAVLift 3080, the smaller MAVLift 2200 is built for serious lifting, transporting, and setting of commercial or specialty glass and materials.

Able to set glass or materials weighing over 2200 lbs, hydraulically slew materials 90° for easy transport, or set glass with precision, the MAVLift 2200 is a thoughtful and magnificently engineered glazing tool.

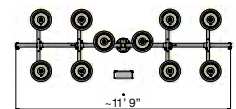
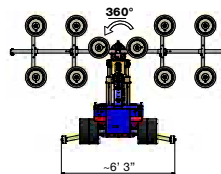
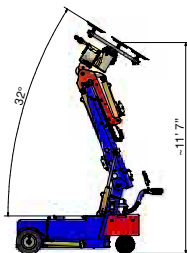
For specialty glass, the MAVLift 2200 offers an adjustable suction frame. Rotate glass 360° or tilt the suction unit overhead seamlessly with the standard Hydraulic Turning and Slewing Head (HDS) system.

Dimensions

MAV INDOOR LIFT 2200 Dimensions



Hydraulic Turning & Slewing Head

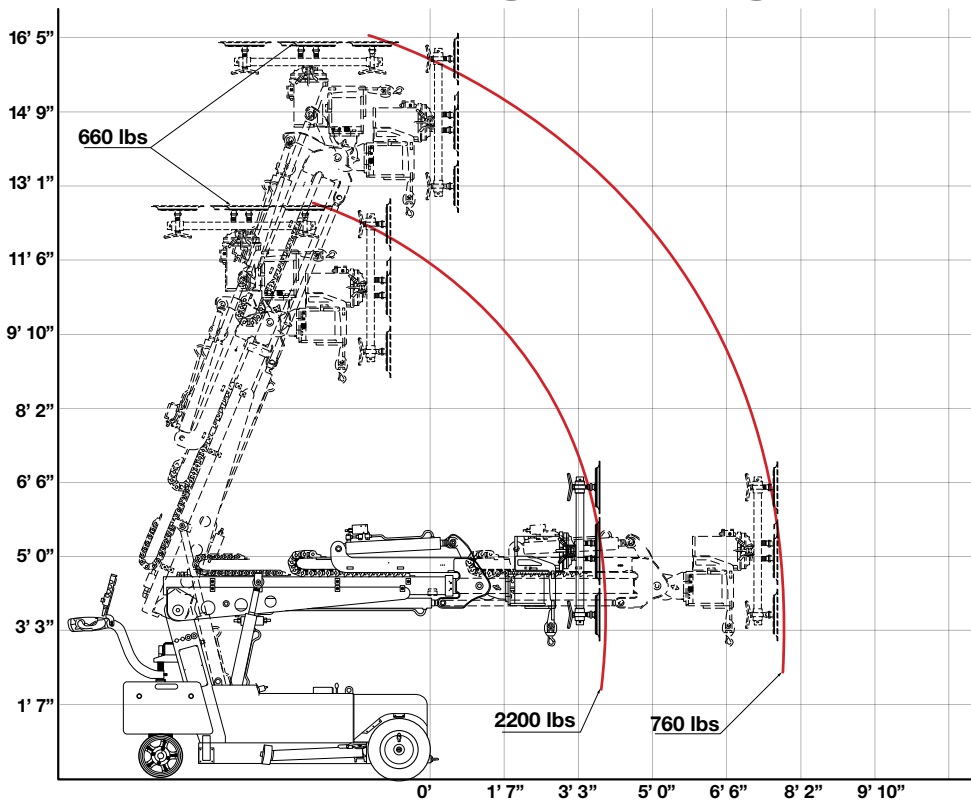




Rated Load Chart



Hydraulic Turning & Slewing Head





INDOOR 2200

Specifications

Technical Data

Max Load Capacity	2200 lbs
Max Load Capacity (Swiveled to the side for Travel)	1100 lbs
Machine Weight (Without Counterweights)	3440 lbs
Machine Weight (With removable Counterweights installed)	4806 lbs
Jib Angle	110°
Maximum Permitted Slope	10°
Powered Lateral Sideshift	8"
Power Requirements	Battery: 110v/240v Charger Pump: 12v DC
Vacuum System	4 Vacuum Pumps 10 Cups

Standard Features

- Lifting Unit turns in all directions and telescopes to the front
- Hydraulic Turning and Slewing Head (HDS)
- 90° Hydraulic Slew of Vacuum Unit (left and right)
- Adjustable Suction Frame
- Suction Cup Quick-Connect Couplings
- Wired Remote Control
- Suitable for Overhead Lifting
- 8" Lateral Sideshift (left and right)
- 360° Rotation of Vacuum Unit
- 90° Hydraulic Slew of Vacuum Unit (left and right)
- 90° Hydraulic Tilt of Vacuum Unit (up and down)
- Dual Vacuum Circuit with two pumps and two Vacuum Reserve Tanks
- Operates on two 12v DC Rechargeable Batteries or while plugged into standard outlet

Product specifications are subject to change without notice. No specific training or license is required to operate the MAVLift in most areas, but operators are responsible for knowing and meeting all safety requirements and regulations. Not responsible for content errors.

Accessories

- Twin Front Wheels - For added stability when maneuvering heavy loads
- Load Forks - Utilize your MAVLift for material handling
- Load Hook
- LED Light - LED with magnetic socket powered by the MAVLift's battery pack
- Loading Ramp - 8.5' x 3.4' load ramps for easy loading into a transport vehicle or trailer (6384 lbs max capacity)

Safety Features

- Overload Switch
- Stop Switch
- Vacuum Lost/Overloading Indicator



MAVLift.com